


NID NEWSLETTER

August 20, 2021

From the desk of Jennifer Hanson, General Manager



100th Anniversary
August 15th



Opening Message from the General Manager

Welcome to the first edition of the General Manager's Newsletter. The purpose of the newsletter is to provide information on what is happening at the District and on items of interest. This newsletter is a good resource to stay up to date on projects underway, the Plan for Water effort, water storage levels, water conservation, and all things NID. The newsletter will be issued on a monthly basis and will be archived on our website for future reference.

Plan for Water Update

Staff is busy gearing up for the Plan for Water Process. Currently there are nine phases planned in the process with the first phase kicking off in early November. If you would like to be part of the process, please join our mailing list [here](#).

Job Openings & Recruitment

Click [here](#) to learn about exciting careers at NID and to see the most up to date list of job openings.

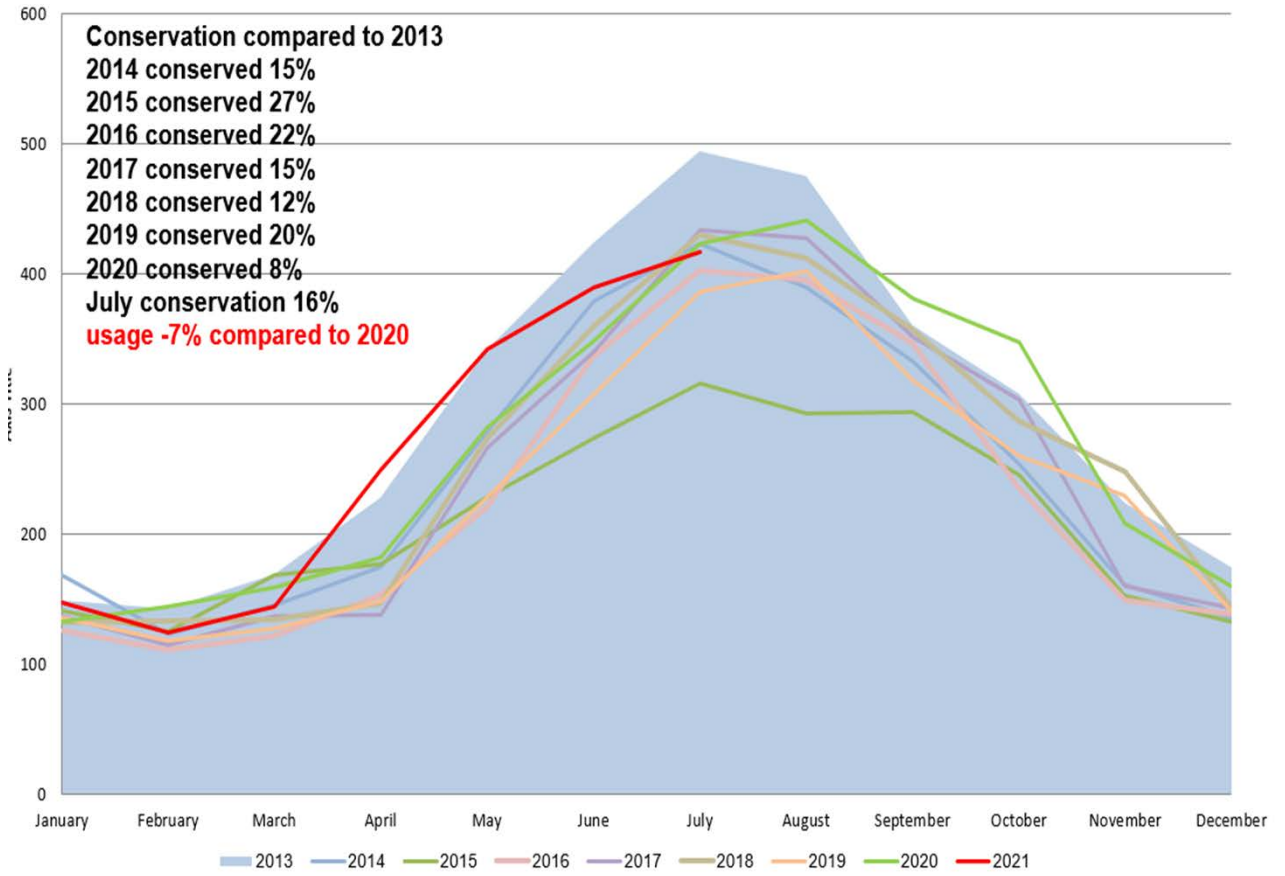


River Fire

The River Fire began on August 4th and scorched over 2,600 acres, inclusive of over 4 river miles of the Bear River Watershed in Placer and Nevada Counties. Approximately 320 acres of burned area within the watershed belongs to NID. Assistant General Manager, Greg Jones, will present a discussion item covering the River Fire, including the District's post-fire response and recovery efforts at the August 25th Board meeting.



Treated Water Conservation Comparison

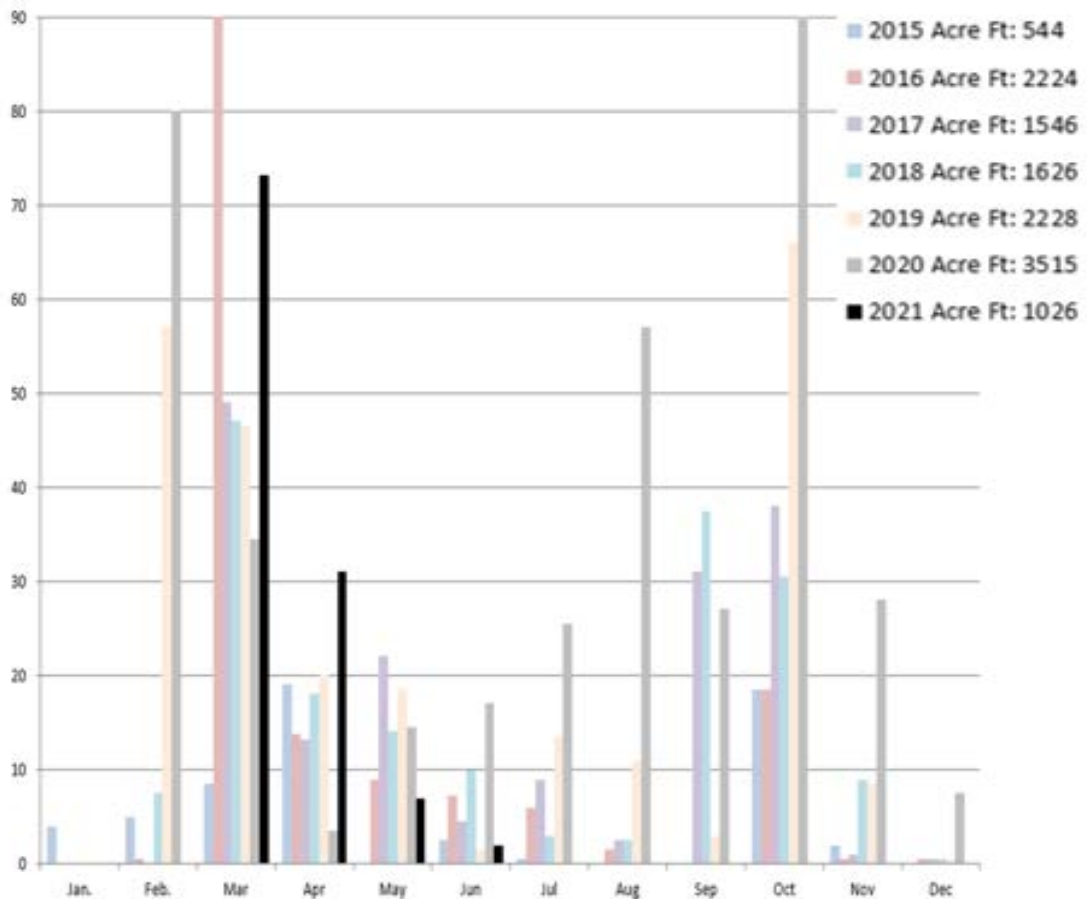


The above graph shows the overall treated water usage and effectiveness of conservation within the District’s treated water customer base.


Raw Water Sales

The graph bellow provides a year over year comparison of new raw water sales. 2021 amounts are low due to a Board action that restricts new raw water accounts.

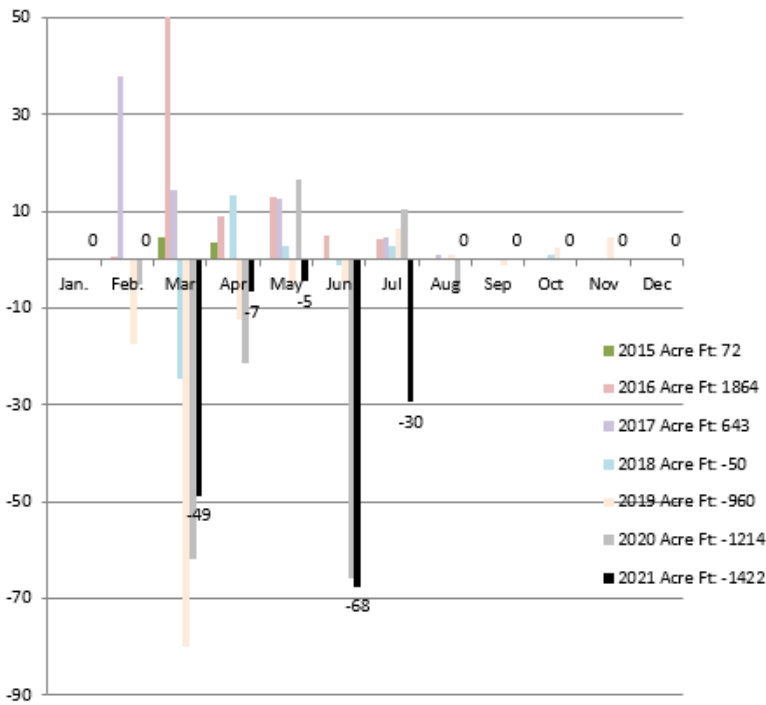
New Raw Water Sales in Miners Inches



As you can see from the table below, raw water sales are decreasing thanks to conservation efforts.



Raw Water Sales Changes Miners Inches



Hydroelectric Updates

Note: Data is preliminary and subject to verification.

Generation Report

Powerhouse	Average Generation	Current Generation
Chicago Park	12,713	7,284
Dutch Flat #2	8,112	3,125
Rollins	6,244	2,879
Bowman	1,815	1,037
Combie North	184	167
Combie South	335	0
Scotts Flat	558	515
Total	29,960	15,009

- This report presents the total megawatt-hours (MWh) generated per powerhouse for the previous month. Average Generation is based on the monthly generation from the previous five years.

- Powerhouses Combie North, Combie South, and Scotts Flat create revenue based on MWh produced. Powerhouses Chicago Park, Dutch Flat #2, Rollins and Bowman generation is provided for informational purposes.
- Generation is well below historic averages due to the dry conditions experienced during the past winter.

Availability Report

Powerhouse	Budgeted Availability	Actual Availability
Chicago Park	93.8%	100%
Dutch Flat #2	94.9%	100%
Rollins	93.7%	100%
Bowman	95.0%	99.9%

- This report presents the total percentage of time a powerhouse is available to generate during the given month.

- Powerhouses Chicago Park, Dutch Flat #2, Rollins, and Bowman produce revenue based on the percentage of time the unit is available to generate. Budgeted availability shown is based on the hours the powerhouse ran minus any outages that are not excused by the terms of the Power Purchase Agreement and is the basis of payment calculation.

- All powerhouses were above their budgeted availability for the month. Details of outages are shown on the following slide.

Outage Report

- This report presents a list of each time a powerhouse has an outage caused by something other than a lack of water and basic information about the outage.
- Minimizing the number of outages and their length is key to maximizing revenue from powerhouses.
- Reliability of Units was exceptionally high in July.

Powerhouse	Date and Time Out		Duration (HH:MM)	Cause
Bowman	7/21/2021	10:55	00:15	Fuse Replacement
Rollins	7/4/2021	15:01	03:42	60 kV Line Trouble
			03:57	Total

Capital Improvement Projects

Updated Project Status Reports are now available on the District's Projects page. This report provides project information, planner information, and a brief project description. Staff will continue to update the reports monthly. Looking ahead, the next update will occur in September 2021.

<https://www.nidwater.com/project-status-reports>

View of webpage:



The screenshot shows the NID website header with a logo celebrating 100 years (1921-2021). Navigation links include Contact Us, HR/Jobs, and Most Recent Board Agenda. A search bar is present. A dropdown menu lists: About Us, Customer Service, Water, Stewardship, Recreation, Hydropower, and News & Info. The main content area features a section titled "PROJECT STATUS REPORTS" with two links: "August 2021 Engineering Department Project Status Report" and "August 2021 Hydroelectric Department Project Status Report".

Ongoing and Upcoming Meetings and Events

Pursuant to the Governor's Executive Order N-29-20, and given the state of emergency regarding the COVID-19 pandemic, the District's Board room is currently closed to the public. The public is invited to participate in Board and Committee meetings remotely via Zoom.

NID Board of Directors Meeting

Wednesday, September 8, 2021

9:00 AM

NID Board of Directors Meeting

Wednesday, September 22, 2021

9:00 AM